


5403 m.

Brno Official Post-GP Test

Day 1 Session

Classification

3

		Rider	Nation	Team	Motorcycle	Time	Lap	Total	Gap	Top Speed
1	93	Marc MARQUEZ	SPA	Repsol Honda Team	HONDA	1'55.209	67	77		309.5
2	5	Johann ZARCO	FRA	Monster Yamaha Tech 3	YAMAHA	1'55.342	69	71	0.133 0.133	305.2
3	26	Dani PEDROSA	SPA	Repsol Honda Team	HONDA	1'55.399	46	52	0.190 0.057	311.4
4	4	Andrea DOVIZIOSO	ITA	Ducati Team	DUCATI	1'55.517	21	40	0.308 0.118	312.2
5	99	Jorge LORENZO	SPA	Ducati Team	DUCATI	1'55.609	3	45	0.400 0.092	310.3
6	35	Cal CRUTCHLOW	GBR	LCR Honda CASTROL	HONDA	1'55.771	20	43	0.562 0.162	311.7
7	46	Valentino ROSSI	ITA	Movistar Yamaha MotoGP	YAMAHA	1'55.918	26	51	0.709 0.147	304.7
8	9	Daniilo PETRUCCI	ITA	Alma Pramac Racing	DUCATI	1'55.939	17	34	0.730 0.021	310.6
9	42	Alex RINS	SPA	Team SUZUKI ECSTAR	SUZUKI	1'55.986	41	62	0.777 0.047	304.9
10	55	Hafizh SYAHRIN	MAL	Monster Yamaha Tech 3	YAMAHA	1'56.032	58	65	0.823 0.046	304.9
11	29	Andrea IANNONE	ITA	Team SUZUKI ECSTAR	SUZUKI	1'56.111	6	26	0.902 0.079	303.7
12	41	Aleix ESPARGARO	SPA	Aprilia Racing Team Gresini	APRILIA	1'56.366	10	26	1.157 0.255	308.6
13	38	Bradley SMITH	GBR	Red Bull KTM Factory Racing	KTM	1'56.566	26	68	1.357 0.200	304.3
14	30	Takaaki NAKAGAMI	JPN	LCR Honda IDEMITSU	HONDA	1'56.622	4	18	1.413 0.056	303.3
15	21	Franco MORBIDELLI	ITA	EG 0,0 Marc VDS	HONDA	1'56.697	19	30	1.488 0.075	303.1
16	45	Scott REDDING	GBR	Aprilia Racing Team Gresini	APRILIA	1'56.855	41	50	1.646 0.158	303.0
17	43	Jack MILLER	AUS	Alma Pramac Racing	DUCATI	1'56.885	3	13	1.676 0.030	306.7
18	12	Thomas LUTHI	SWI	EG 0,0 Marc VDS	HONDA	1'57.034	36	37	1.825 0.149	302.9
19	50	Sylvain GUINTOLI	FRA	Team SUZUKI ECSTAR	SUZUKI	1'57.843	15	37	2.634 0.809	305.4
20	7	Hiroshi AOYAMA	JPN	HRC Honda Team	HONDA	1'59.334	36	43	4.125 1.491	306.9

Practice condition: Dry

Air: 25°

Humidity: 48%

Ground: 34°

Fastest Lap:	Lap: 67	Marc MARQUEZ	1'55.209	168.8 Km/h
Circuit Record Lap:	2014	Dani PEDROSA	1'56.027	167.6 Km/h
Circuit Best Lap:	2016	Marc MARQUEZ	1'54.596	169.7 Km/h

The results are provisional until the end of the limit for protest and appeals.

Time limit for protest expires 30' after publication of the results - Time:

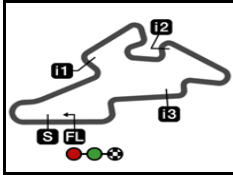
These data/results cannot be reproduced, stored and/or transmitted in whole or in part by any manner of electronic, mechanical, photocopying, recording, broadcasting or otherwise now known or herein after developed without the previous express consent by the copyright owner, except for reproduction in daily press and regular printed publications on sale to the public within 60 days of the event related to those data/results and always provided that copyright symbol appears together as follows below.

© DORNA, 2018

Official MotoGP Timing by TISSOT
www.motogp.com

Brno, Monday, August 06, 2018





5403 m.

Brno Official Post-GP Test

Day 1 Session

Top Speed & Average

4



Rider	Nation	Motorcycle	Top 5 speeds					Average	Top
4 Andrea DOVIZIOSO	ITA	DUCATI	312.2	311.1	310.7	309.9	309.8	310.6	312.2
35 Cal CRUTCHLOW	GBR	HONDA	311.7	310.9	310.1	309.6	309.2	310.3	311.7
26 Dani PEDROSA	SPA	HONDA	311.4	310.7	310.7	310.3	309.8	310.6	311.4
9 Daniilo PETRUCCI	ITA	DUCATI	310.6	309.8	308.6	308.3	307.9	308.9	310.6
99 Jorge LORENZO	SPA	DUCATI	310.3	310.2	309.5	309.3	309.3	309.7	310.3
93 Marc MARQUEZ	SPA	HONDA	309.5	308.9	308.3	308.2	307.9	308.4	309.5
41 Aleix ESPARGARO	SPA	APRILIA	308.6	308.3	306.2	303.7	303.2	306.0	308.6
7 Hiroshi AOYAMA	JPN	HONDA	306.9	305.5	305.3	305.2	304.7	305.5	306.9
43 Jack MILLER	AUS	DUCATI	306.7	305.8	305.6	305.4	305.1	305.7	306.7
50 Sylvain GUINTOLI	FRA	SUZUKI	305.4	305.2	303.8	303.3	303.3	304.2	305.4
5 Johann ZARCO	FRA	YAMAHA	305.2	304.3	304.3	304.2	304.1	304.4	305.2
55 Hafizh SYAHRIN	MAL	YAMAHA	304.9	304.3	303.7	303.4	302.9	303.7	304.9
42 Alex RINS	SPA	SUZUKI	304.9	304.8	304.7	304.5	304.2	304.6	304.9
46 Valentino ROSSI	ITA	YAMAHA	304.7	304.3	303.9	303.8	302.9	303.9	304.7
38 Bradley SMITH	GBR	KTM	304.3	304.1	303.8	303.7	303.3	303.8	304.3
29 Andrea IANNONE	ITA	SUZUKI	303.7	303.5	301.9	301.6	301.6	302.5	303.7
30 Takaaki NAKAGAMI	JPN	HONDA	303.3	302.8	300.7	300.4	300.1	301.5	303.3
21 Franco MORBIDELLI	ITA	HONDA	303.1	302.6	302.6	302.2	302.2	302.5	303.1
45 Scott REDDING	GBR	APRILIA	303.0	302.5	302.2	302.2	302.2	302.4	303.0
12 Thomas LUTHI	SWI	HONDA	302.9	302.4	301.9	301.9	301.9	302.2	302.9

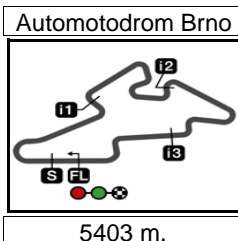
These data/results cannot be reproduced, stored and/or transmitted in whole or in part by any manner of electronic, mechanical, photocopying, recording, broadcasting or otherwise now known or herein after developed without the previous express consent by the copyright owner, except for reproduction in daily press and regular printed publications on sale to the public within 60 days of the event related to those data/results and always provided that copyright symbol appears together as follows below.

© DORNA, 2018

Official MotoGP Timing by **TISSOT**
www.motogp.com



Brno, Monday, August 06, 2018



Results and timing service provided by TISSOT

MotoGP™

Brno Official Post-GP Test

Day 1 Session

Chronological Analysis of Performances

5

* Lap / Sector time cancelled

T1 Time from finish line to 1st intermediate

T3 Time from 2nd intermed. to 3rd intermed.

P Crossing the finish line in pit lane

T2 Time from 1st intermed. to 2nd intermed.

T4 Time from 3rd intermediate to finish line

Lap	Lap Time	T1	T2	T3	T4	Speed	Lap	Lap Time	T1	T2	T3	T4	Speed
1st	93	Marc MARQUEZ			Repsol Honda Team SPA		44	1'58.441	30.062	35.773	33.084	19.522	304.0
		Runs=14 Total laps=77 Full laps=49					45	1'55.415	29.556	34.631	31.888	19.340	304.9
1	23'25.139	35.733	39.236	34.177	20.121		46	1'55.818	29.506	34.800	32.048	19.464	305.6
2	1'59.474	30.493	36.057	33.087	19.837	302.8	47	1'55.792	29.450	34.868	32.071	19.403	307.5
3	1'57.085	29.808	35.309	32.390	19.578	303.4	48	2'03.510 P	31.208	36.623	34.393	21.286	303.8
4	1'56.216	29.679	35.008	32.103	19.426	305.9	49	19'24.454	35.326	36.869	33.229	19.861	
5	1'56.304	29.577	34.977	32.213	19.537	305.5	50	1'56.588	29.857	35.094	32.181	19.456	304.4
6	2'04.876 P	31.421	37.553	34.324	21.578	303.5	51	1'56.424	29.686	34.952	32.226	19.560	303.5
7	10'04.787	34.531	37.136	33.878	20.086		52	1'56.537	29.688	35.043	32.272	19.534	303.7
8	1'57.541	30.014	35.255	32.584	19.688	306.1	53	1'56.598	29.659	35.063	32.172	19.704	305.7
9	1'56.127	29.592	35.059	32.094	19.382	307.6	54	2'05.110 P	31.847	37.019	34.817	21.427	305.2
10	1'56.359	29.573	35.042	32.239	19.505	307.9	55	39'31.867	33.489	37.788	35.218	21.775	
11	1'56.607	29.528	35.319	32.257	19.503	307.9	56	1'56.923	29.687	35.242	32.424	19.570	309.5
12	1'59.796 P	29.533	35.305	34.453	20.505	308.2	57	1'56.443	29.527	35.093	32.312	19.511	308.3
13	21'34.386	34.477	37.699	33.843	20.119		58	1'56.246	29.473	35.008	32.206	19.559	308.9
14	1'58.250	30.085	35.565	32.839	19.761	304.9	59	1'56.449	29.510	35.041	32.397	19.501	307.2
15	1'56.754	29.675	35.147	32.402	19.530	306.5	60	1'58.815 P	29.470	35.168	32.826	21.351	307.6
16	1'56.555	29.641	35.193	32.275	19.446	307.3	61	20'47.683	33.107	37.869	34.081	20.023	
17	2'03.760 P	30.889	36.996	34.239	21.636	305.5	62	1'56.648	29.723	35.160	32.220	19.545	306.2
18	17'25.723	34.415	37.932	33.887	20.129		63	1'55.710	29.428	34.840	32.053	19.389	305.3
19	2'05.541	30.043	35.693	39.755	20.050	303.1	64	1'55.417	29.432	34.734	31.890	19.361	306.0
20	1'57.946	29.867	35.475	32.857	19.747	305.6	65	1'57.887 P	29.533	35.028	32.233	21.093	305.9
21	1'57.051	29.686	35.325	32.448	19.592	307.9	66	14'14.091	32.549	36.535	33.109	19.726	
22	1'56.926	29.662	35.313	32.421	19.530	307.8	67	1'55.209	29.340	34.598	31.823	19.448	304.9
23	1'56.573	29.584	35.156	32.328	19.505	307.4	68	1'55.380	29.460	34.642	31.961	19.317	305.5
24	2'06.745 P	32.022	37.910	35.001	21.812	306.5	69	1'55.359	29.315	34.731	31.939	19.374	306.0
25	18'56.062	34.618	38.138	34.390	20.064		70	1'55.544	29.374	34.770	31.937	19.463	304.4
26	1'57.134	29.760	35.338	32.425	19.611	302.9	71	2'04.681 P	31.348	36.922	34.426	21.985	303.6
27	1'56.639	29.646	35.071	32.266	19.656	303.7	72	11'58.093	32.757	36.536	33.591	20.402	
28	1'56.763	29.686	35.154	32.346	19.577	303.8	73	1'56.612	29.602	35.090	32.337	19.583	304.9
29	2'06.060 P	31.696	37.306	35.110	21.948	304.2	74	1'55.954	29.469	34.953	32.110	19.422	306.3
30	24'15.635	33.356	36.976	33.099	20.205		75	1'55.952	29.518	34.997	32.046	19.391	305.7
31	1'58.868	29.740	35.883	33.325	19.920	302.9	76	1'55.873	29.414	35.016	32.067	19.376	305.9
32	1'57.150	29.711	35.355	32.452	19.632	305.3	77	2'06.362 P	31.457	38.005	34.020	22.880	306.9
33	1'59.237 P	29.804	35.464	32.919	21.050	304.3							
34	20'01.745	32.449	36.704	33.106	19.775		2nd	5	Johann ZARCO			Monster Yamaha Tec FRA	
35	1'58.815	29.965	35.561	33.610	19.679	305.2			Runs=11 Total laps=71 Full laps=49				
36	1'57.002	29.753	35.244	32.490	19.515	305.6	1	57'02.989	34.125	38.993	34.130	20.052	
37	1'56.892	29.771	35.188	32.392	19.541	305.0	2	1'58.426	30.166	35.856	32.689	19.715	302.2
38	2'02.663 P	31.575	37.929	32.722	20.437	304.9	3	1'57.121	29.842	35.309	32.437	19.533	302.8
39	16'41.125	31.220	36.644	32.504	19.613		4	1'56.805	29.758	35.247	32.313	19.487	301.3
40	1'58.392	29.911	35.925	32.886	19.670	307.3	5	1'56.672	29.669	35.322	32.225	19.456	301.1
41	1'57.653	29.796	35.445	32.695	19.717	305.4	6	1'56.549	29.626	35.097	32.193	19.633	303.0
42	2'01.857 P	30.757	36.223	34.075	20.802	306.4	7	2'06.652 P	32.926	37.669	33.559	22.498	271.4
43	1:28'33.365	33.537	37.066	33.420	19.659		8	19'31.139	33.887	37.473	32.814	19.799	
							9	1'57.630	29.864	35.442	32.622	19.702	303.7

Fastest Lap: Marc MARQUEZ Repsol Honda Team SPA **1'55.209** 29.340 34.598 31.823 19.448

These data/results cannot be reproduced, stored and/or transmitted in whole or in part by any manner of electronic, mechanical, photocopying, recording, broadcasting or otherwise now known or herein after developed without the previous express consent by the copyright owner, except for reproduction in daily press and regular printed publications on sale to the public within 60 days of the event related to those data/results and always provided that copyright symbol appears together as follows below.
© DORNA, 2018

Official MotoGP Timing by TISSOT
www.motogp.com

Brno, Monday, August 06, 2018

Page 1 of 9



Day 1 Session

MotoGP

Lap	Lap Time	T1	T2	T3	T4	Speed	Lap	Lap Time	T1	T2	T3	T4	Speed	
10	1'57.364	29.876	35.360	32.464	19.664	304.0	65	1'56.929	29.665	35.295	32.332	19.637	304.1	
11	1'57.061	29.798	35.346	32.384	19.533	303.1	66	2'05.614 P	31.018	37.983	33.798	22.815	303.7	
12	1'56.936	29.708	35.379	32.304	19.545	303.5	67	34'46.237	33.891	37.018	32.472	19.495		
13	1'57.073	29.832	35.281	32.421	19.539	301.2	68	1'55.412	29.310	34.958	31.770	19.374	304.3	
14	2'06.314 P	31.258	38.052	33.867	23.137	300.8	69	1'55.342	29.304	34.776	31.921	19.341	305.2	
15	21'57.134	36.670	38.200	33.606	20.006		70	1'55.720	29.378	34.841	31.889	19.612	304.3	
16	1'58.017	29.979	35.606	32.637	19.795	301.7	71	2'21.877 P	33.789	42.052	41.156	24.880	268.6	
17	1'57.606	29.857	35.454	32.534	19.761	301.9	3rd 26 Dani PEDROSA						Repsol Honda Team	SPA
18	1'58.072	29.844	35.675	32.608	19.945	299.7	Runs=11			Total laps=52		Full laps=30		
19	1'57.526	29.761	35.440	32.564	19.761	299.5	1	1:05'16.014	35.276	38.406	33.970	19.886		
20	1'57.774	29.848	35.456	32.638	19.832	300.5	2	1'57.833	30.046	35.642	32.485	19.660	303.9	
21	2'07.503 P	30.261	36.656	35.063	25.523	299.2	3	1'56.341	29.622	35.037	32.213	19.469	306.2	
22	24'57.614	33.662	37.098	32.613	19.694		4	2'03.260	32.203	37.893	33.496	19.668	300.9	
23	1'55.686	29.533	34.845	32.031	19.277	304.2	5	1'56.187	29.575	34.973	32.166	19.473	307.0	
24	1'55.718	29.358	35.051	31.963	19.346	302.3	6	2'02.621 P	30.982	36.313	33.079	22.247	307.2	
25	1'55.860	29.335	34.893	32.139	19.493	302.6	7	14'56.728	33.923	37.051	33.093	19.883		
26	2'11.687 P	33.093	40.161	34.725	23.708	284.6	8	1'57.628	29.885	35.595	32.480	19.668	308.6	
27	13'19.497	33.940	37.163	33.217	19.664		9	1'57.021	29.781	35.387	32.322	19.531	309.8	
28	1'55.697	29.495	34.841	31.989	19.372	302.5	10	2'04.691 P	31.253	37.944	33.543	21.951	305.6	
29	1'55.573	29.296	34.875	31.986	19.416	304.1	11	13'16.719	33.743	36.863	33.011	19.821		
30	1'55.931	29.406	35.003	32.026	19.496	303.4	12	1'57.188	29.908	35.381	32.351	19.548	307.5	
31	2'07.340 P	31.760	38.500	34.040	23.040	287.9	13	1'56.707	29.620	35.219	32.339	19.529	307.5	
32	28'56.480	32.769	37.210	32.974	19.989		14	2'02.904 P	30.812	36.944	33.643	21.505	305.8	
33	1'57.011	29.721	35.405	32.293	19.592	302.4	15	23'39.350	35.027	37.814	33.880	20.174		
34	1'56.710	29.588	35.224	32.297	19.601	302.0	16	1'57.841	30.031	35.458	32.553	19.799	306.5	
35	1'56.914	29.577	35.321	32.404	19.612	300.1	17	1'56.790	29.691	35.264	32.288	19.547	309.2	
36	1'57.364	29.740	35.313	32.616	19.695	300.6	18	1'56.830	29.672	35.245	32.368	19.545	309.0	
37	1'56.935	29.757	35.223	32.316	19.639	301.4	19	2'04.546 P	31.315	37.191	34.078	21.962	299.0	
38	2'07.997 P	31.828	38.347	34.058	23.764	298.3	20	15'15.923	33.577	36.592	33.039	19.977		
39	29'36.000	32.675	38.667	33.116	19.880		21	1'57.209	29.804	35.404	32.366	19.635	304.8	
40	1'57.171	29.906	35.315	32.321	19.629	298.5	22	1'57.104	29.719	35.394	32.404	19.587	307.9	
41	1'57.073	29.817	35.267	32.355	19.634	300.1	23	2'03.396 P	30.901	36.959	33.823	21.713	304.1	
42	1'57.154	29.802	35.301	32.433	19.618	300.6	24	18'45.125	33.993	36.959	32.857	19.766		
43	1'56.698	29.649	35.135	32.313	19.601	301.6	25	1'56.597	29.734	35.175	32.252	19.436	307.6	
44	1'57.086	29.770	35.265	32.466	19.585	302.6	26	1'55.894	29.486	34.997	32.063	19.348	309.7	
45	2'12.281 P	32.712	38.727	36.613	24.229	295.0	27	1'56.021	29.509	34.993	32.099	19.420	309.4	
46	50'22.821	34.728	37.687	33.585	19.848		28	1'55.930	29.463	34.981	32.168	19.318	308.3	
47	1'57.332	30.082	35.366	32.320	19.564	300.8	29	1'56.067	29.505	35.003	32.186	19.373	308.9	
48	1'56.699	29.704	35.241	32.210	19.544	300.4	30	2'02.282 P	30.757	36.774	33.575	21.176	308.3	
49	1'56.586	29.652	35.070	32.261	19.603	301.4	31	16'18.773	34.272	37.234	33.100	19.951		
50	1'56.696	29.739	35.218	32.217	19.522	301.7	32	1'57.426	30.008	35.462	32.397	19.559	305.6	
51	1'56.394	29.598	35.142	32.176	19.478	302.0	33	1'57.020	29.772	35.340	32.420	19.488	308.4	
52	2'09.404 P	31.550	38.331	35.280	24.243	298.5	34	1'56.608	29.559	35.255	32.317	19.477	308.3	
53	21'48.748	32.628	37.223	33.073	19.650		35	2'01.854 P	30.653	36.669	33.473	21.059	306.1	
54	1'56.690	29.661	35.220	32.311	19.498	300.6	36	2:00'08.933	34.391	37.832	33.867	20.361		
55	1'57.101	29.684	35.285	32.417	19.715	301.0	37	1'58.494	30.501	35.730	32.553	19.710	299.9	
56	1'56.839	29.685	35.293	32.272	19.589	301.0	38	1'56.860	29.660	35.323	32.380	19.497	309.1	
57	1'56.691	29.632	35.157	32.298	19.604	301.8	39	1'56.402	29.404	35.206	32.378	19.414	310.7	
58	1'56.580	29.567	35.240	32.221	19.552	303.6	40	2'01.963 P	30.410	36.823	33.626	21.104	310.3	
59	2'05.403 P	32.167	36.521	33.323	23.392	292.6	41	15'36.404	33.757	36.657	32.975	19.979		
60	44'55.733	35.549	37.391	33.618	19.902		42	2'00.644	31.416	36.468	32.938	19.822	305.5	
61	1'57.434	29.947	35.406	32.449	19.632	300.3	43	2'01.667 P	30.150	36.685	33.380	21.452	305.9	
62	1'56.971	29.701	35.144	32.491	19.635	300.5	44	14'27.409	34.080	37.080	33.039	19.656		
63	1'57.321	29.791	35.474	32.377	19.679	301.3	45	1'56.244	29.655	35.092	32.197	19.300	309.3	
64	1'58.978	31.417	35.602	32.340	19.619	297.8	46	1'55.399	29.319	34.830	31.979	19.271	311.4	

Fastest Lap: Marc MARQUEZ Repsol Honda Team SPA **1'55.209** 29.340 34.598 31.823 19.448

These data/results cannot be reproduced, stored and/or transmitted in whole or in part by any manner of electronic, mechanical, photocopying, recording, broadcasting or otherwise now known or herein after developed without the previous express consent by the copyright owner, except for reproduction in daily press and regular printed publications on sale to the public within 60 days of the event related to those data/results and always provided that copyright symbol appears together as follows below.
© DORNA, 2018

Official MotoGP Timing by TISSOT
www.motogp.com

Brno, Monday, August 06, 2018

Page 2 of 9



Day 1 Session

MotoGP

Lap	Lap Time	T1	T2	T3	T4	Speed	Lap	Lap Time	T1	T2	T3	T4	Speed
47	1'55.635	29.327	34.951	32.031	19.326	310.7	5	14'22.299	45.947	40.174	33.079	19.601	
48	1'59.751 P	29.555	36.165	33.346	20.685	309.7	6	1'56.699	29.679	35.336	32.279	19.405	307.9
49	18'09.600	33.125	36.402	32.847	19.810		7	1'55.761	29.418	34.932	32.064	19.347	307.5
50	1'56.739	29.711	35.220	32.297	19.511	307.8	8	2'04.518 P	31.546	37.459	32.690	22.823	305.9
51	1'56.077	29.506	34.956	32.190	19.425	308.3	9	20'16.721	31.407	36.153	32.533	19.527	
52	2'02.015 P	30.720	36.460	33.578	21.257	307.2	10	1'56.283	29.522	35.133	32.248	19.380	306.0

4th 4 **Andrea DOVIZIOSO** Ducati Team ITA
 Runs=9 Total laps=40 Full laps=23

1	54'24.839	37.689	39.131	34.532	20.743	
2	2'00.727	30.606	36.492	33.540	20.089	308.1
3	1'57.438	29.717	35.494	32.583	19.644	308.7
4	1'56.649	29.565	35.289	32.284	19.511	309.4
5	1'56.350	29.562	35.175	32.223	19.390	308.2
6	2'07.424 P	32.746	37.934	34.082	22.662	299.9
7	12'05.844	33.175	36.889	33.507	19.882	
8	1'57.264	29.704	35.417	32.414	19.729	309.2
9	1'56.535	29.528	35.174	32.248	19.585	310.7
10	2'01.116	30.002	38.104	32.963	20.047	308.3
11	1'59.770 P	29.602	35.221	32.303	22.644	306.9
12	16'00.742	32.874	37.275	33.233	19.756	
13	1'57.013	29.640	35.288	32.429	19.656	308.3
14	1'56.941	29.683	35.320	32.304	19.634	309.8
15	1'56.924	29.605	35.273	32.349	19.697	312.2
16	1'56.114	29.552	35.079	32.145	19.338	311.1
17	2'09.910 P	33.905	38.410	34.737	22.858	279.5
18	17'35.855	32.547	36.575	32.798	19.694	
19	1'56.787	29.630	35.404	32.227	19.526	306.2
20	1'55.829	29.430	34.950	32.020	19.429	307.7
21	1'55.517	29.312	34.845	31.950	19.410	306.4
22	1'55.854	29.370	35.025	32.028	19.431	305.6
23	2'08.214 P	33.489	38.203	33.626	22.896	276.2
24	18'15.772	33.707	37.117	33.662	19.814	
25	1'56.828	29.592	35.322	32.404	19.510	308.2
26	1'57.742	29.459	35.459	32.750	20.074	309.3
27	2'01.642 P	30.524	36.068	32.747	22.303	299.8
28	12'50.358 P	33.299	37.168	33.673	22.136	
29	10'44.484	32.195	36.609	33.221	19.880	
30	1'58.257	30.160	35.781	32.593	19.723	304.8
31	2'02.834 P	29.990	36.766	34.248	21.830	307.3
32	20'16.513	33.826	37.728	32.950	19.794	
33	1'57.119	29.706	35.461	32.298	19.654	306.5
34	1'56.247	29.473	35.180	32.137	19.457	309.5
35	2'04.702 P	31.538	36.582	34.846	21.736	306.7
36	29'35.337	32.871	36.964	33.080	20.101	
37	1'57.467	29.829	35.528	32.505	19.605	308.3
38	1'56.549	29.449	35.234	32.269	19.597	309.8
39	1'56.183	29.401	35.020	32.241	19.521	309.9
40	2'09.044 P	33.921	38.756	34.592	21.775	289.3

5th 99 **Jorge LORENZO** Ducati Team SPA
 Runs=11 Total laps=45 Full laps=23

1	49'03.209	32.667	38.000	33.074	19.527	
2	1'56.295	29.586	35.257	31.989	19.463	307.9
3	1'55.609	29.308	35.084	31.921	19.296	309.2
4	2'03.025 P	30.206	36.317	33.235	23.267	309.5

6th 35 **Cal CRUTCHLOW** LCR Honda CASTRO GBR
 Runs=10 Total laps=43 Full laps=23

1	23'34.715	34.828	38.019	34.387	20.311	
2	1'58.009	30.107	35.708	32.520	19.674	299.4
3	1'56.672	29.713	35.295	32.200	19.464	307.6
4	2'04.886 P	33.394	36.812	34.235	20.445	308.3
5	12'48.934	33.399	36.300	32.916	19.710	
6	1'56.810	29.784	35.295	32.249	19.482	308.3
7	1'56.203	29.597	35.080	32.122	19.404	309.6
8	2'05.623 P	32.296	37.090	35.416	20.821	309.1
9	17'46.198	36.065	39.084	36.571	19.814	
10	1'57.675	29.840	35.667	32.525	19.643	307.3
11	1'57.107	29.799	35.372	32.431	19.505	306.2
12	1'56.716	29.615	35.134	32.384	19.583	306.8

Fastest Lap: Marc MARQUEZ Repsol Honda Team SPA **1'55.209** 29.340 34.598 31.823 19.448

These data/results cannot be reproduced, stored and/or transmitted in whole or in part by any manner of electronic, mechanical, photocopying, recording, broadcasting or otherwise now known or herein after developed without the previous express consent by the copyright owner, except for reproduction in daily press and regular printed publications on sale to the public within 60 days of the event related to those data/results and always provided that copyright symbol appears together as follows below.
 © DORNA, 2018



Day 1 Session

MotoGP

Lap	Lap Time		T1	T2	T3	T4	Speed	Lap	Lap Time		T1	T2	T3	T4	Speed
13	2'05.244	P	33.168	36.984	34.223	20.869	306.7	23	1'549.696		33.681	36.553	32.827	19.861	
14	1'548.922		36.066	38.231	34.226	20.106		24	2'01.517		30.401	37.617	33.538	19.961	302.2
15	2'08.089		35.972	39.707	32.734	19.676	298.5	25	1'56.370		29.740	35.128	32.082	19.420	301.8
16	1'56.755		29.658	35.315	32.329	19.453	311.7	26	1'55.918		29.450	34.964	32.111	19.393	304.3
17	2'01.620	P	29.814	35.353	34.406	22.047	310.9	27	2'08.803	P	34.177	38.574	34.383	21.669	302.6
18	20'56.467		33.101	36.925	33.050	19.741		28	7'44.415		35.988	37.171	32.939	19.765	
19	1'56.176		29.589	35.041	32.099	19.447	304.6	29	1'57.204		29.768	35.271	32.432	19.733	302.4
20	1'55.771		29.471	34.940	32.021	19.339	307.0	30	2'00.516	P	29.757	35.709	32.713	22.337	302.2
21	2'05.270	P	30.393	37.782	34.456	22.639	308.3	31	2:18'42.714		34.239	37.007	33.740	20.170	
22	20'41.005		39.635	36.981	33.273	19.929		32	1'58.599		30.170	35.809	32.698	19.922	300.3
23	1'56.284		29.654	35.097	32.092	19.441	306.8	33	1'57.728		29.943	35.560	32.482	19.743	302.6
24	1'56.069		29.526	34.981	32.138	19.424	307.6	34	1'57.447		29.772	35.541	32.459	19.675	303.9
25	1'59.528		31.537	35.492	32.714	19.785	308.1	35	2'09.534	P	32.520	37.513	36.779	22.722	288.3
26	1'56.489		29.517	35.046	32.344	19.582	310.1	36	17'03.503		34.421	37.636	37.545	20.290	
27	2'01.889	P	31.994	36.117	33.048	20.730	306.5	37	1'58.976		30.197	36.037	32.767	19.975	298.0
28	36'56.890		36.825	36.922	33.751	19.857		38	2'01.164	P	29.995	35.876	33.013	22.280	298.1
29	1'56.777		29.792	35.273	32.238	19.474	304.7	39	13'57.412		33.594	37.735	34.152	20.688	
30	1'56.274		29.584	35.102	32.158	19.430	307.4	40	1'59.798		30.339	36.290	33.036	20.133	296.1
31	2'02.059	P	32.203	36.325	32.842	20.689	306.5	41	1'59.194		30.313	35.984	32.901	19.996	299.1
32	16'48.355		33.008	37.308	34.192	20.139		42	2'05.969	P	33.443	38.042	33.556	20.928	295.9
33	1'56.998		29.827	35.356	32.352	19.463	305.5	43	19'06.670		34.536	37.368	32.940	19.971	
34	1'56.827		29.683	35.225	32.380	19.539	309.2	44	1'57.319		29.835	35.454	32.391	19.639	301.3
35	2'07.583	P	32.914	39.427	34.085	21.157	307.2	45	1'57.279		29.808	35.447	32.297	19.727	302.8
36	14'08.596		32.395	37.201	33.336	19.767		46	1'56.988		29.704	35.276	32.339	19.669	301.2
37	1'58.414		29.944	35.878	32.818	19.774	303.7	47	2'03.585	P	31.832	37.498	33.493	20.762	289.4
38	1'56.201		29.449	34.979	32.234	19.539	305.7	48	7'08.047		33.900	36.934	33.292	20.225	
39	2'00.318	P	30.878	36.275	32.947	20.218	306.2	49	1'58.388		30.020	35.792	32.694	19.882	300.3
40	15'21.788		32.728	37.265	33.494	20.006		50	2'01.904	P	30.264	36.370	32.995	22.275	301.0
41	1'57.026		29.833	35.266	32.360	19.567	305.0	51	20'56.838		33.552	36.943	33.075	19.918	
42	1'56.387		29.545	35.097	32.240	19.505	305.1								
43	2'17.533	P	37.280	39.987	37.595	22.671	304.3								

7th		46	Valentino ROSSI	Movistar Yamaha Mot	ITA		
		Runs=12	Total laps=51	Full laps=28			
1	1:42'08.006	35.566	38.085	38.701	20.230		
2	2'08.150	30.270	36.747	40.331	20.802	299.4	
3	1'57.748	30.021	35.620	32.465	19.642	302.9	
4	1'57.055	29.835	35.283	32.328	19.609	304.7	
5	1'56.807	29.748	35.188	32.252	19.619	303.8	
6	2'05.087	P	31.798	37.931	33.683	21.675	302.0
7	7'02.311		35.600	37.169	33.439	19.970	
8	1'57.828		30.039	35.573	32.554	19.662	300.2
9	1'57.610		29.775	35.396	32.715	19.724	301.9
10	2'00.117		29.710	36.297	34.353	19.757	302.4
11	1'56.864		29.669	35.220	32.259	19.716	301.5
12	2'04.385	P	32.141	36.858	33.289	22.097	300.9
13	26'36.466		37.935	37.187	33.336	20.015	
14	1'58.490		30.048	35.620	32.512	20.310	300.1
15	1'58.217		30.005	35.621	32.729	19.862	299.0
16	1'57.374		29.852	35.316	32.460	19.746	298.9
17	2'08.641	P	32.621	38.340	35.294	22.386	298.0
18	26'32.531		36.330	37.238	33.717	19.946	
19	1'58.201		30.087	35.700	32.628	19.786	300.0
20	1'57.761		29.944	35.404	32.660	19.753	300.8
21	1'57.358		29.805	35.516	32.388	19.649	300.7
22	2'05.223	P	33.038	36.726	33.363	22.096	298.7

8th		9	Daniilo PETRUCCI	Alma Pramac Racing	ITA		
		Runs=9	Total laps=34	Full laps=19			
1	8'43.780	P	34.985	39.365	36.422	24.230	
2	4'43.277		33.725	36.867	33.064	19.784	
3	1'57.256		29.715	35.471	32.494	19.576	307.8
4	1'56.652		29.511	35.303	32.329	19.509	308.6
5	1'56.549		29.510	35.340	32.200	19.499	307.9
6	2'10.450	P	33.670	37.847	35.482	23.451	304.0
7	13'03.205	P	34.375	38.766	34.006	21.540	
8	20'57.290		34.409	37.166	33.197	19.769	
9	1'58.694		30.096	36.077	32.773	19.748	307.6
10	1'57.085		29.665	35.428	32.428	19.564	306.8
11	1'56.998		29.734	35.298	32.466	19.500	306.7
12	1'56.863		29.727	35.358	32.327	19.451	305.0
13	1'56.701		29.609	35.387	32.294	19.411	306.3
14	2'17.961	P	34.330	39.634	39.268	24.729	304.4
15	24'28.678		35.459	40.189	32.740	19.612	
16	1'55.987		29.456	35.181	31.947	19.403	309.8
17	1'55.939		29.487	35.051	32.022	19.379	310.6
18	2'11.881	P	33.099	39.656	36.300	22.826	302.7
19	17'42.311		34.425	37.858	32.814	19.669	
20	1'58.814		29.992	36.526	32.656	19.640	306.0
21	1'56.756		29.682	35.290	32.275	19.509	305.6
22	1'56.788		29.612	35.331	32.340	19.505	307.8
23	2'11.209	P	31.697	42.267	35.009	22.236	308.3
24	20'44.870		33.357	36.053	33.396	19.577	

Fastest Lap: Marc MARQUEZ Repsol Honda Team SPA **1'55.209** 29.340 34.598 31.823 19.448

These data/results cannot be reproduced, stored and/or transmitted in whole or in part by any manner of electronic, mechanical, photocopying, recording, broadcasting or otherwise now known or herein after developed without the previous express consent by the copyright owner, except for reproduction in daily press and regular printed publications on sale to the public within 60 days of the event related to those data/results and always provided that copyright symbol appears together as follows below.
© DORNA, 2018



Day 1 Session

MotoGP

Lap	Lap Time	T1	T2	T3	T4	Speed	Lap	Lap Time	T1	T2	T3	T4	Speed
25	1'56.871	29.651	35.376	32.250	19.594	305.9	44	12'30.427	35.256	38.063	34.287	19.853	
26	1'56.612	29.549	35.207	32.332	19.524	306.6	45	1'56.549	29.763	35.183	32.150	19.453	302.8
27	1'56.551	29.560	35.268	32.266	19.457	307.2	46	1'56.358	29.516	35.200	32.105	19.537	302.9
28	2'10.390 P	33.036	38.197	36.448	22.709	302.6	47	1'56.246	29.404	35.185	32.197	19.460	301.8
29	23'12.276 P	33.358	36.640	34.082	21.527		48	1'56.574	29.550	35.195	32.287	19.542	302.6
30	8'04.631	32.396	36.106	32.841	19.674		49	2'09.373 P	32.105	38.105	35.459	23.704	295.0
31	1'57.089	29.677	35.377	32.489	19.546	306.3	50	17'55.695	34.145	37.530	33.701	20.063	
32	1'56.694	29.696	35.183	32.313	19.502	306.9	51	1'57.075	29.704	35.392	32.445	19.534	303.5
33	1'56.898	29.661	35.279	32.391	19.567	307.9	52	1'56.791	29.620	35.355	32.316	19.500	304.0
34	2'06.660 P	29.636	38.373	36.551	22.100	307.6	53	1'56.702	29.496	35.322	32.325	19.559	304.5
							54	2'10.962 P	33.104	37.979	35.261	24.618	301.0
							55	14'20.758	34.131	37.601	33.426	20.131	
							56	1'56.268	29.577	35.167	32.048	19.476	301.0
							57	1'55.992	29.417	35.004	32.066	19.505	302.7
							58	1'56.441	29.496	35.153	32.228	19.564	303.4
							59	2'13.609 P	33.914	38.619	36.656	24.420	282.2
							60	12'53.429	32.835	38.474	32.595	19.660	
							61	1'56.380	29.461	35.100	32.164	19.655	304.1
							62	2'29.998 P	30.545	50.590	41.771	27.092	300.8
9th	42	Alex RINS				Team SUZUKI ECST SPA							
		Runs=13	Total laps=62	Full laps=37									
1	24'22.398	34.155	38.306	34.393	20.399								
2	1'57.042	29.913	35.361	32.249	19.519	302.1							
3	1'56.482	29.582	35.255	32.195	19.450	304.7							
4	1'56.780	29.704	35.251	32.319	19.506	304.0							
5	1'56.492	29.562	35.213	32.200	19.517	303.2							
6	2'05.491 P	31.885	37.152	33.270	23.184	301.6							
7	20'38.641	32.947	39.966	33.551	20.002								
8	1'57.237	29.788	35.427	32.455	19.567	304.2							
9	1'56.759	29.662	35.264	32.334	19.499	303.9							
10	1'56.833	29.661	35.322	32.365	19.485	303.7							
11	2'11.640 P	32.489	38.118	34.806	26.227	301.2							
12	13'07.849	34.316	38.402	34.887	20.105								
13	1'57.390	29.823	35.555	32.515	19.497	302.6							
14	1'56.796	29.625	35.428	32.275	19.468	304.8							
15	1'57.055	29.698	35.458	32.325	19.574	304.0							
16	2'11.651 P	32.796	38.434	34.964	25.457	297.8							
17	17'12.309	34.857	38.822	33.799	20.600								
18	1'58.310	30.179	35.741	32.669	19.721	300.5							
19	1'57.508	29.763	35.649	32.478	19.618	303.6							
20	1'57.754	29.751	35.712	32.676	19.615	304.9							
21	2'07.789 P	29.877	38.052	35.367	24.493	303.3							
22	13'52.600	32.646	38.008	33.333	19.935								
23	1'56.506	29.538	35.248	32.181	19.539	303.8							
24	1'56.378	29.468	35.256	32.125	19.529	302.0							
25	1'56.396	29.454	35.294	32.202	19.446	301.1							
26	2'11.895 P	33.228	38.009	34.944	25.714	299.7							
27	10'33.750	32.977	38.629	40.935	21.199								
28	1'57.491	29.909	35.595	32.426	19.561	302.1							
29	1'56.607	29.484	35.290	32.301	19.532	303.2							
30	1'56.747	29.616	35.333	32.255	19.543	302.7							
31	2'09.942 P	32.662	38.485	34.940	23.855	302.7							
32	16'57.581	32.525	38.517	34.524	20.179								
33	1'57.733	29.918	35.779	32.425	19.611	301.1							
34	1'56.879	29.696	35.425	32.196	19.562	301.5							
35	1'56.799	29.635	35.453	32.119	19.592	300.8							
36	1'57.571	29.808	35.624	32.516	19.623	301.3							
37	2'13.866 P	34.329	38.510	35.344	25.683	301.0							
38	2:24'05.113	31.205	37.329	33.058	19.788								
39	1'56.350	29.563	35.184	32.139	19.464	301.4							
40	1'56.012	29.619	35.066	31.978	19.349	301.9							
41	1'55.986	29.398	35.047	32.100	19.441	303.2							
42	2'09.060 P	32.101	39.211	33.937	23.811	302.2							
43	10'47.335 P	31.970	36.811	33.357	23.634								

Lap	Lap Time	T1	T2	T3	T4	Speed	Lap	Lap Time	T1	T2	T3	T4	Speed
1	1:09'09.831	41.500	40.385	34.304	20.267								
2	2'05.318 P	30.522	36.350	34.238	24.208	296.7							
3	3'40.795	34.931	38.587	34.524	20.424								
4	1'58.493	30.262	35.928	32.666	19.637	300.5							
5	1'57.728	29.923	35.539	32.636	19.630	301.8							
6	1'57.570	29.857	35.522	32.484	19.707	302.9							
7	1'57.284	29.821	35.457	32.409	19.597	299.1							
8	1'57.461	29.804	35.526	32.510	19.621	301.2							
9	2'14.611 P	34.060	40.663	35.485	24.403	292.4							
10	15'38.286	39.104	39.945	34.257	20.248								
11	1'58.846	30.329	35.910	32.858	19.749	301.5							
12	1'58.003	30.105	35.618	32.597	19.683	303.7							
13	1'57.694	29.938	35.546	32.578	19.632	302.5							
14	1'57.254	29.702	35.393	32.518	19.641	301.5							
15	2'11.544 P	32.927	39.338	34.958	24.321	300.5							
16	28'08.978	41.948	41.049	35.186	20.520								
17	1'59.396	30.707	35.960	32.845	19.884	300.0							
18	2'26.821	44.384	45.812	36.136	20.489	299.8							
19	1'58.706	30.486	35.880	32.657	19.683	299.8							
20	1'58.346	29.892	35.499	33.196	19.759	299.8							
21	1'57.933	30.026	35.604	32.582	19.721	301.4							
22	2'19.462 P	35.780	40.679	36.572	26.431	291.4							
23	20'27.053	39.001	38.895	34.425	20.365								
24	1'57.729	30.094	35.583	32.366	19.686	299.4							
25	1'57.094	29.772	35.232	32.404	19.686	300.0							
26	1'57.328	29.798	35.279	32.479	19.772	300.3							
27	2'09.605 P	30.027	39.428	36.076	24.074	297.9							
28	32'33.322	38.719	39.233	33.934	20.048								
29	1'57.945	30.061	35.699	32.560	19.625	299.2							
30	1'57.377	29.862	35.485	32.505	19.525	302.9							
31	1'57.260	29.868	35.314	32.529	19.549	302.2							
32	1'57.552	30.039	35.351	32.521	19.641	301.8							
33	2'15.156 P	34.393	40.522	35.793	24.448	291.4							
34	1:36'43.287	38.156	40.456	34.314	20.086								

Fastest Lap: Marc MARQUEZ Repsol Honda Team SPA **1'55.209** 29.340 34.598 31.823 19.448

These data/results cannot be reproduced, stored and/or transmitted in whole or in part by any manner of electronic, mechanical, photocopying, recording, broadcasting or otherwise now known or herein after developed without the previous express consent by the copyright owner, except for reproduction in daily press and regular printed publications on sale to the public within 60 days of the event related to those data/results and always provided that copyright symbol appears together as follows below.
© DORNA, 2018



Day 1 Session

MotoGP

Lap	Lap Time	T1	T2	T3	T4	Speed	Lap	Lap Time	T1	T2	T3	T4	Speed
35	1'58.305	30.221	35.827	32.579	19.678	298.2	23	2'18.960 P	32.930	41.779	38.395	25.856	297.3
36	1'57.407	29.972	35.252	32.411	19.772	298.4	24	10'37.555	38.632	37.949	33.437	20.044	
37	1'57.184	29.815	35.239	32.443	19.687	300.5	25	1'56.684	29.692	35.234	32.263	19.495	299.0
38	1'57.276	29.883	35.395	32.400	19.598	301.1	26	2'20.843	30.941	47.857	40.876	21.169	301.0
39	2'09.798 P	32.984	38.707	34.966	23.141	299.5		unfinished	29.666	35.154			300.0
40	16'09.218	41.508	40.336	35.056	20.471								
41	1'59.391	30.594	36.347	32.725	19.725	301.4	12th	41	Alex ESPARGARO		Aprilia Racing Team SPA		
42	1'57.747	29.961	35.578	32.500	19.708	301.0			Runs=6	Total laps=27	Full laps=15		
43	1'57.432	29.771	35.398	32.401	19.862	301.3	1	9'08.809	32.652	38.040	33.758	20.213	
44	2'08.126 P	29.630	37.157	37.607	23.732	302.6	2	1'58.735	30.181	35.736	32.872	19.946	302.0
45	17'18.165	39.171	40.247	34.504	20.552		3	1'57.522	29.805	35.453	32.520	19.744	303.2
46	1'57.890	30.260	35.648	32.341	19.641	299.5	4	1'57.110	29.650	35.295	32.463	19.702	301.6
47	1'56.691	29.724	35.371	32.193	19.403	303.4	5	2'02.586 P	30.456	36.567	33.050	22.513	292.4
48	1'56.606	29.548	35.274	32.240	19.544	304.9	6	7'15.989	30.996	36.247	32.837	19.793	
49	1'56.705	29.792	35.227	32.181	19.505	304.3	7	1'57.935	29.881	35.547	32.633	19.874	301.7
50	2'13.735 P	33.586	39.280	35.940	24.929	293.6	8	1'57.420	29.819	35.398	32.492	19.711	302.0
51	22'30.425	37.390	39.900	34.388	20.014		9	1'56.863	29.691	35.299	32.313	19.560	308.6
52	1'57.707	30.256	35.440	32.332	19.679	298.9	10	1'56.366	29.547	35.141	32.182	19.496	308.3
53	1'57.192	29.872	35.324	32.378	19.618	301.0	11	2'04.161 P	31.343	36.518	32.664	23.636	306.2
54	1'57.171	29.732	35.346	32.427	19.666	300.5	12	29'56.020	32.589	37.752	34.256	19.960	
55	2'11.367 P	33.906	38.163	35.712	23.586	295.7	13	1'57.473	29.798	35.389	32.460	19.826	301.8
56	25'10.595	37.680	38.854	33.211	19.702		14	1'57.252	29.750	35.344	32.511	19.647	302.6
57	1'56.149	29.647	35.057	32.068	19.377	300.5	15	2'04.189 P	31.546	35.986	33.981	22.676	296.9
58	1'56.032	29.470	35.103	32.030	19.429	301.0	16	22'45.319	33.226	36.290	32.717	19.904	
59	2'09.135 P	31.845	38.495	35.295	23.500	301.4	17	1'57.581	29.796	35.575	32.360	19.850	302.8
60	22'58.590	38.611	39.533	34.314	20.018		18	1'57.461	29.875	35.458	32.383	19.745	303.7
61	1'57.030	29.934	35.292	32.321	19.483	300.7	19	2'07.270 P	32.405	37.848	34.301	22.716	267.3
62	1'56.830	29.814	35.190	32.202	19.624	302.0	20	17'19.989	31.532	36.514	32.683	19.786	
63	1'57.072	29.742	35.302	32.412	19.616	300.8	21	1'58.544	29.946	36.071	32.553	19.974	302.0
64	2'18.745 P	35.130	40.165	36.495	26.955	296.7	22	1'56.832	29.688	35.143	32.343	19.658	302.8
65	2'47.424 P	46.385	40.048	35.670	24.855		23	2'05.969 P	31.961	37.303	33.061	23.644	279.7
							24	35'18.545	32.111	36.252	32.683	19.842	
11th	29	Andrea IANNONE		Team SUZUKI ECST		ITA	25	1'57.229	29.582	35.510	32.348	19.789	302.4
		Runs=6	Total laps=27	Full laps=15			26	1'57.255	29.773	35.298	32.428	19.756	302.6
1	57'29.379	45.805	37.659	33.151	19.876			unfinished	29.523				300.3
2	2'04.092	31.443	38.995	33.851	19.803	303.5	13th	38	Bradley SMITH		Red Bull KTM Factory GBR		
3	1'56.596	29.696	35.292	32.145	19.463	301.6			Runs=13	Total laps=68	Full laps=42		
4	1'56.654	29.482	35.142	32.389	19.641	301.6	1	21'05.682	36.544	39.494	34.733	20.526	
5	2'00.857	31.857	36.012	32.830	20.158	290.5	2	1'59.670	30.877	36.070	32.916	19.807	284.2
6	1'56.111	29.525	35.031	32.135	19.420	303.7	3	1'57.891	30.172	35.507	32.535	19.677	301.8
7	2'10.349 P	33.227	37.993	35.243	23.886	299.0	4	1'57.135	29.885	35.319	32.333	19.598	303.3
8	10'11.325	42.571	42.242	33.884	19.853		5	2'06.100 P	32.323	37.212	34.037	22.528	282.2
9	1'56.758	29.825	35.320	32.131	19.482	301.0	6	18'05.082	37.134	38.712	33.490	20.008	
10	1'56.152	29.459	35.042	32.201	19.450	298.7	7	1'59.340	30.570	35.813	33.033	19.924	302.2
11	2'11.824 P	33.638	39.608	34.871	23.707	300.6	8	1'57.937	30.074	35.450	32.668	19.745	301.5
12	5'31.589	40.916	40.819	39.292	20.734		9	2'02.090	32.068	35.572	33.414	21.036	303.2
13	2'32.147 P	45.812	44.131	39.114	23.090	115.5	10	1'57.974	30.117	35.477	32.745	19.635	303.7
14	8'56.522	36.808	39.213	34.993	20.117		11	1'57.387	29.940	35.340	32.497	19.610	304.1
15	1'58.482	30.158	35.858	32.694	19.772	299.5	12	2'11.479 P	36.070	37.923	34.230	23.256	296.2
16	1'57.974	29.827	35.906	32.632	19.609	301.5	13	23'24.044	37.931	37.299	33.338	20.117	
17	1'57.156	29.644	35.519	32.433	19.560	301.9	14	1'58.209	30.195	35.572	32.641	19.801	300.0
18	2'13.200 P	33.784	38.616	35.915	24.885	300.6	15	1'57.449	29.986	35.398	32.459	19.606	301.3
19	7'45.940	40.491	38.807	34.717	20.082		16	2'04.536 P	32.352	37.048	33.570	21.566	299.7
20	1'58.512	29.952	36.019	32.676	19.865	298.5	17	17'14.966	35.658	38.294	33.396	20.182	
21	2'13.165	29.780	35.550	41.624	26.211	300.2	18	1'59.316	30.422	36.007	32.992	19.895	302.3
22	1'57.522	29.895	35.457	32.506	19.664	299.5							

Fastest Lap: Marc MARQUEZ Repsol Honda Team SPA **1'55.209** 29.340 34.598 31.823 19.448

These data/results cannot be reproduced, stored and/or transmitted in whole or in part by any manner of electronic, mechanical, photocopying, recording, broadcasting or otherwise now known or herein after developed without the previous express consent by the copyright owner, except for reproduction in daily press and regular printed publications on sale to the public within 60 days of the event related to those data/results and always provided that copyright symbol appears together as follows below.
© DORNA, 2018



Day 1 Session

MotoGP

Lap	Lap Time	T1	T2	T3	T4	Speed	Lap	Lap Time	T1	T2	T3	T4	Speed
19	1'59.365	30.205	35.714	33.433	20.013	301.3	4	1'56.622	29.595	35.245	32.222	19.560	300.4
20	1'58.513	30.116	35.862	32.744	19.791	301.1	5	1'57.212	29.702	35.351	32.569	19.590	299.7
21	1'58.375	30.105	35.671	32.749	19.850	299.5	6	2'03.528	33.958	36.702	33.088	19.780	298.0
22	1'58.760	30.251	35.801	32.858	19.850	300.1	7	1'57.816	29.870	35.564	32.648	19.734	300.1
23	2'07.426 P	32.607	37.945	34.378	22.496	293.9	8	1'57.148	29.842	35.300	32.376	19.630	299.4
24	25'24.592	33.068	37.352	37.807	19.890		9	2'13.088 P	33.049	38.483	35.339	26.217	299.6
25	1'57.696	30.241	35.452	32.461	19.542	302.7	10	17'36.649	42.444	42.140	36.426	20.293	
26	1'56.566	29.755	35.055	32.196	19.560	301.0	11	1'58.884	30.272	36.076	32.712	19.824	299.5
27	2'05.191 P	32.329	37.242	34.174	21.446	300.3	12	1'57.838	29.956	35.778	32.405	19.699	299.0
28	17'55.828	35.778	37.460	34.248	19.713		13	1'57.852	29.892	35.605	32.540	19.815	298.5
29	1'56.890	29.624	35.288	32.197	19.781	304.3	14	1'57.723	29.880	35.550	32.526	19.767	299.0
30	2'02.861	29.713	39.338	33.898	19.912	302.6	15	1'58.012	29.934	35.741	32.634	19.703	300.7
31	1'56.906	29.747	35.213	32.326	19.620	302.0	16	1'58.005	29.947	35.698	32.605	19.755	302.8
32	2'05.614 P	32.319	37.538	33.937	21.820	298.9	17	1'57.655	29.820	35.556	32.574	19.705	303.3
33	44'56.807	35.776	37.916	33.537	19.856		18	2'15.636 P	33.421	40.964	35.106	26.145	299.7
34	1'57.941	30.120	35.528	32.601	19.692	301.0	15th 21 Franco MORBIDEL EG 0,0 Marc VDS ITA						
35	1'57.845	29.968	35.646	32.534	19.697	298.9	Runs=7 Total laps=30 Full laps=16						
36	1'57.242	29.839	35.268	32.488	19.647	301.5	1	48'57.564	34.423	37.953	33.467	19.828	
37	2'07.311 P	33.700	37.695	34.165	21.751	300.0	2	1'58.188	30.196	35.741	32.558	19.693	301.1
38	12'39.108	33.488	36.371	33.075	20.073		3	1'57.527	29.906	35.626	32.385	19.610	302.0
39	1'58.535	30.056	35.960	32.754	19.765	300.0	4	1'56.889	29.929	35.281	32.192	19.487	300.5
40	1'58.301	30.109	35.600	32.795	19.797	301.0	5	2'11.652 P	35.307	38.299	34.942	23.104	293.7
41	1'58.171	30.055	35.496	32.858	19.762	301.4	6	12'48.169	31.192	36.620	32.854	19.803	
42	1'58.164	30.068	35.673	32.723	19.700	301.8	7	1'57.818	30.043	35.432	32.687	19.656	296.5
43	2'05.100 P	32.059	37.520	34.097	21.424	294.1	8	1'59.450 P	29.945	35.374	32.530	21.601	299.5
44	1:32'23.603	37.419	39.162	34.317	20.616		9	16'14.473	31.655	36.257	32.763	19.722	
45	2'00.338	30.684	36.178	33.268	20.208	297.3	10	1'57.168	29.940	35.330	32.297	19.601	303.1
46	1'59.182	30.490	35.840	33.069	19.783	303.1	11	1'56.801	29.818	35.186	32.208	19.589	302.0
47	1'58.600	29.979	35.760	32.935	19.926	302.9	12	2'00.441 P	29.892	35.379	32.380	22.790	301.5
48	2'03.820 P	31.815	37.014	33.500	21.491	287.3	13	25'24.927	31.434	36.676	32.822	19.846	
49	13'33.289	35.942	37.214	33.357	19.980		14	1'57.626	29.920	35.612	32.472	19.622	302.0
50	1'56.915	29.792	35.249	32.333	19.541	303.8	15	1'57.473	29.783	35.441	32.579	19.670	302.6
51	1'56.698	29.770	35.168	32.333	19.427	302.5	16	2'04.130 P	29.910	35.544	34.011	24.665	300.5
52	2'03.825 P	32.113	36.337	33.621	21.754	297.0	17	15'50.816	31.794	36.257	32.750	19.636	
53	35'33.201	36.760	38.034	33.559	20.190		18	1'57.964	29.857	35.796	32.441	19.870	302.2
54	1'57.997	30.061	35.564	32.600	19.772	300.5	19	1'56.697	29.797	35.194	32.187	19.519	300.7
55	1'57.041	29.863	35.339	32.274	19.565	303.2	20	1'56.727	29.837	35.076	32.220	19.594	300.4
56	1'57.139	29.794	35.156	32.568	19.621	302.0	21	2'13.243 P	36.338	38.845	34.738	23.322	290.5
57	2'03.640 P	31.987	36.768	33.445	21.440	296.9	22	18'15.275	31.943	36.261	32.682	19.891	
58	33'14.191	33.496	37.196	33.179	19.864		23	1'57.279	29.866	35.409	32.346	19.658	299.5
59	1'58.184	30.189	35.672	32.609	19.714	301.5	24	1'57.307	29.799	35.535	32.377	19.596	300.9
60	1'57.307	29.910	35.260	32.515	19.622	301.7	25	2'12.352 P	31.308	43.590	34.212	23.242	302.2
61	2'02.092 P	31.648	36.502	33.219	20.723	299.4	26	26'15.315	32.081	36.613	33.013	19.844	
62	10'45.509	37.654	37.567	34.083	20.293		27	1'57.898	30.073	35.552	32.604	19.669	298.0
63	1'59.604	30.445	35.937	33.132	20.090	295.0	28	1'57.363	29.837	35.380	32.502	19.644	301.4
64	1'59.101	30.400	35.954	32.847	19.900	299.8	29	1'57.262	29.807	35.327	32.448	19.680	302.6
65	1'58.646	30.191	35.825	32.868	19.762	301.0	30	2'14.812 P	39.345	37.506	33.911	24.050	283.6
66	1'58.477	30.168	35.769	32.766	19.774	300.8	16th 45 Scott REDDING Aprilia Racing Team GBR						
67	1'58.426	30.171	35.802	32.754	19.699	301.3	Runs=11 Total laps=50 Full laps=29						
68	2'10.253 P	34.335	37.980	34.360	23.578	295.5	1	40'23.175	36.100	37.806	33.819	20.161	

14th 30 Takaaki NAKAGAMI	LCR Honda IDEMITS	JPN
Runs=2 Total laps=18 Full laps=14		
1	1:00'12.903	33.622 38.312 33.383 19.878
2	1'57.946	29.938 35.610 32.563 19.835 299.2
3	1'57.492	29.870 35.621 32.392 19.609 299.9

Fastest Lap: Marc MARQUEZ	Repsol Honda Team	SPA	1'55.209	29.340	34.598	31.823	19.448
----------------------------------	-------------------	-----	----------	--------	--------	--------	--------

These data/results cannot be reproduced, stored and/or transmitted in whole or in part by any manner of electronic, mechanical, photocopying, recording, broadcasting or otherwise now known or herein after developed without the previous express consent by the copyright owner, except for reproduction in daily press and regular printed publications on sale to the public within 60 days of the event related to those data/results and always provided that copyright symbol appears together as follows below.
© DORNA, 2018



Day 1 Session

MotoGP

Lap	Lap Time	T1	T2	T3	T4	Speed	Lap	Lap Time	T1	T2	T3	T4	Speed
6	1'57.518	30.057	35.453	32.366	19.642	301.2	9	1'57.003	29.670	35.339	32.442	19.552	306.7
7	2'04.959	33.773	36.254	35.141	19.791	300.0	10	2'07.892 P	33.701	37.231	33.846	23.114	305.1
8	1'58.666	30.666	35.675	32.516	19.809	302.2	11	32'36.050	33.150	38.181	33.818	20.012	
9	2'06.817 P	30.018	38.929	35.409	22.461	301.5	12	1'57.828	29.998	35.718	32.529	19.583	301.5
10	16'48.993	30.588	37.597	32.620	20.066		13	1'56.995	29.735	35.346	32.353	19.561	304.3
11	2'01.082	30.211	35.915	35.004	19.952	298.4		unfinished	29.761	35.375			304.5
12	2'03.558	30.353	39.139	34.312	19.754	300.1							
13	1'58.010	30.016	35.732	32.503	19.759	302.2							
14	2'07.717 P	34.364	37.470	34.320	21.563	303.0							
15	32'59.641	30.794	37.600	33.371	20.085								
16	1'58.307	30.047	35.698	32.632	19.930	296.8							
17	2'05.786	29.973	35.881	39.367	20.565	296.7							
18	1'59.157	30.035	35.833	33.117	20.172	297.2							
19	2'08.059 P	32.612	37.819	35.825	21.803	280.7							
20	13'44.892	31.192	37.377	35.165	19.842								
21	1'57.614	29.953	35.432	32.488	19.741	300.2							
22	1'57.355	29.855	35.450	32.355	19.695	300.5							
23	2'04.287 P	31.835	36.819	34.099	21.534	298.0							
24	2:46'49.944	31.942	37.517	34.079	20.031								
25	1'58.418	30.182	35.676	32.708	19.852	299.0							
26	1'57.922	30.054	35.377	32.768	19.723	299.2							
27	1'57.563	29.953	35.395	32.496	19.719	300.4							
28	1'57.900	29.916	35.587	32.646	19.751	300.7							
29	2'07.438 P	31.546	37.969	34.541	23.382	300.7							
30	29'39.000	31.359	37.770	34.154	20.856								
31	1'58.321	30.218	35.595	32.680	19.828	301.1							
32	1'57.359	29.887	35.301	32.447	19.724	301.6							
33	2'01.943 P	29.860	35.726	32.978	23.379	302.1							
34	18'42.111	31.249	36.854	33.011	20.096								
35	1'58.379	30.112	35.690	32.687	19.890	300.5							
36	1'58.443	30.122	35.658	32.703	19.960	301.2							
37	2'03.627 P	30.132	35.909	34.273	23.313	300.0							
38	21'52.343	31.648	36.740	33.261	19.894								
39	1'57.212	29.819	35.241	32.464	19.688	300.0							
40	1'57.284	29.743	35.151	32.722	19.668	300.8							
41	1'56.855	29.762	35.204	32.328	19.561	301.0							
42	2'09.120 P	31.826	39.768	35.280	22.246	301.0							
43	34'39.756	30.936	36.883	33.560	19.978								
44	1'59.393	30.325	35.911	33.197	19.960	299.0							
45	1'57.699	29.977	35.491	32.545	19.686	301.9							
46	1'57.254	29.834	35.327	32.389	19.704	302.2							
47	1'57.166	29.784	35.315	32.411	19.656	302.5							
48	2'07.106 P	31.604	37.522	35.255	22.725	300.0							
49	14'27.821	31.728	36.863	33.884	20.268								
50	1'58.577	30.020	35.805	32.926	19.826	300.3							

18th 12 Thomas LUTHI EG 0,0 Marc VDS SWI
Runs=6 Total laps=37 Full laps=25

1	3'48.365	33.992	38.206	33.662	20.257	
2	1'59.997	30.651	36.396	33.071	19.879	298.1
3	1'59.107	30.110	36.430	32.820	19.747	299.8
4	2'01.725	30.216	37.770	33.803	19.936	300.1
5	1'57.843	30.186	35.337	32.567	19.753	299.0
6	2'06.948 P	30.141	35.446	36.839	24.522	299.4
7	32'27.664	35.643	39.619	33.855	20.024	
8	1'58.767	30.156	35.911	32.861	19.839	301.5
9	1'59.262	29.984	36.723	32.731	19.824	301.9
10	1'57.329	29.855	35.358	32.430	19.686	301.5
11	1'58.068	30.115	35.407	32.790	19.756	301.9
12	1'57.716	29.917	35.430	32.606	19.763	301.6
13	2'13.217 P	36.566	38.170	34.646	23.835	301.8
14	18'38.710	33.066	37.518	33.328	19.984	
15	2'00.262	30.799	36.678	32.847	19.938	300.7
16	1'58.016	29.991	35.584	32.644	19.797	300.7
17	1'58.103	30.000	35.597	32.689	19.817	297.8
18	2'11.935 P	30.171	39.365	36.641	25.758	299.5
19	20'46.132	33.047	38.173	33.030	20.140	
20	1'57.739	29.976	35.571	32.526	19.666	302.9
21	1'58.050	29.940	35.485	32.773	19.852	302.4
22	1'57.235	29.866	35.344	32.435	19.590	300.2
23	2'05.755	29.990	38.874	36.176	20.715	300.4
24	1'57.124	29.890	35.212	32.370	19.652	299.7
25	2'09.052 P	33.080	37.758	34.217	23.997	299.6
26	22'14.509	32.103	37.165	33.187	19.874	
27	1'57.494	29.934	35.271	32.576	19.713	301.9
28	1'57.149	29.840	35.227	32.412	19.670	300.5
29	1'57.439	29.842	35.284	32.599	19.714	300.2
30	2'12.387 P	30.025	41.805	37.668	22.889	298.6
31	13'55.571	32.034	36.771	32.846	19.827	
32	1'58.483	30.002	35.704	32.808	19.969	298.4
33	1'57.699	29.929	35.393	32.593	19.784	299.7
34	1'58.220	29.831	35.611	32.983	19.795	301.5
35	1'57.075	29.769	35.267	32.330	19.709	300.1
36	1'57.034	29.772	35.214	32.262	19.786	299.0
37	2'17.967 P	35.871	40.073	38.654	23.369	300.3

17th 43 Jack MILLER Alma Pramac Racing AUS
Runs=3 Total laps=14 Full laps=8

1	3'04.196	32.579	38.633	33.519	20.047	
2	1'57.656	30.014	35.637	32.411	19.594	303.9
3	1'56.885	29.682	35.361	32.248	19.594	305.8
4	1'57.265	29.758	35.446	32.373	19.688	305.6
5	2'09.504 P	33.914	38.168	34.385	23.037	287.2
6	16'36.025	32.989	37.349	33.803	20.036	
7	1'58.665	30.205	35.976	32.688	19.796	305.0
8	1'57.163	29.811	35.522	32.317	19.513	305.4

19th 50 Sylvain GUINTOLI Team SUZUKI ECST FRA
Runs=8 Total laps=37 Full laps=21

1	57'31.674	39.504	39.100	34.135	20.048	
2	1'58.691	30.249	35.860	32.782	19.800	303.3
3	1'58.035	30.088	35.633	32.595	19.719	303.8
4	1'58.236	29.923	35.569	32.650	20.094	301.5
5	1'58.130	29.950	35.675	32.605	19.900	301.6
6	2'18.883 P	39.640	38.474	35.600	25.169	293.9
7	12'02.564	34.217	38.591	34.798	20.731	

Fastest Lap: Marc MARQUEZ Repsol Honda Team SPA **1'55.209** 29.340 34.598 31.823 19.448

These data/results cannot be reproduced, stored and/or transmitted in whole or in part by any manner of electronic, mechanical, photocopying, recording, broadcasting or otherwise now known or herein after developed without the previous express consent by the copyright owner, except for reproduction in daily press and regular printed publications on sale to the public within 60 days of the event related to those data/results and always provided that copyright symbol appears together as follows below.
© DORNA, 2018



Day 1 Session

MotoGP

Lap	Lap Time	T1	T2	T3	T4	Speed	Lap	Lap Time	T1	T2	T3	T4	Speed	
8	1'59.555	30.449	35.949	33.025	20.132	303.3	24	2'08.838	P	31.958	37.957	34.085	24.838	303.1
9	1'58.249	29.972	35.671	32.742	19.864	300.8	25	14'26.914	P	39.120	45.523	40.301	27.537	
10	1'58.045	29.922	35.495	32.712	19.916	302.3	26	12'00.966		36.789	41.562	34.999	20.545	
11	2'11.743	P	32.259	38.927	35.449	25.108	27	2'02.570		31.195	37.310	33.593	20.472	293.7
12	11'47.323		34.642	37.837	33.919	20.077	28	2'03.004		31.371	37.689	33.523	20.421	300.8
13	1'58.481		30.073	35.635	32.700	20.073	29	2'01.487		30.773	37.037	33.277	20.400	300.5
14	1'58.063		29.937	35.626	32.622	19.878	30	2'01.413		30.950	36.917	33.251	20.295	302.0
15	1'57.843		29.968	35.648	32.556	19.671	31	2'08.009	P	30.813	37.256	35.170	24.770	299.6
16	2'18.374	P	35.464	39.993	36.426	26.491	32	18'27.555		35.514	39.531	33.942	20.529	
17	16'02.691		35.299	38.587	34.177	19.951	33	2'02.061		31.320	37.089	33.433	20.219	289.9
18	1'58.828		30.188	35.695	33.109	19.836	34	2'00.898		30.642	36.455	33.430	20.371	304.7
19	1'58.511		30.096	35.653	32.756	20.006	35	2'00.057		30.426	36.592	32.945	20.094	302.1
20	1'58.307		29.967	35.674	32.747	19.919	36	1'59.334		30.396	36.142	32.771	20.025	305.5
21	2'20.003	P	36.204	39.453	36.712	27.634	37	2'10.348	P	31.628	39.199	35.348	24.173	298.3
22	18'25.871		36.478	37.737	35.071	19.987	38	19'10.875		39.481	39.769	34.536	20.636	
23	1'59.652		30.161	35.760	33.820	19.911	39	2'01.560		30.990	36.911	33.537	20.122	290.4
24	1'58.607		30.043	35.762	32.905	19.897	40	2'00.923		30.648	36.664	33.361	20.250	299.4
25	1'58.234		30.038	35.717	32.669	19.810	41	2'00.072		30.394	36.515	33.056	20.107	304.2
26	2'08.109	P	32.270	36.498	34.704	24.637	42	1'59.715		30.487	36.304	32.950	19.974	306.9
27	14'59.789		34.811	38.485	33.610	20.395	43	2'16.570	P	33.887	40.171	36.307	26.205	298.0
28	2'00.177		30.531	36.116	33.681	19.849							299.1	
29	1'58.584		30.033	35.720	32.937	19.894							301.5	
30	1'58.745		30.189	35.741	32.936	19.879							299.7	
31	2'18.351	P	35.101	41.763	35.954	25.533							295.8	
32	13'09.127		34.503	37.686	36.573	20.003								
33	1'59.028		30.273	35.947	32.839	19.969							300.0	
34	2'09.088	P	32.436	37.870	34.379	24.403							300.8	
35	12'24.564		33.266	38.240	34.074	20.370								
36	2'00.864		30.772	36.989	33.109	19.994							287.7	
37	2'20.919	P	30.224	40.951	41.503	28.241							299.4	

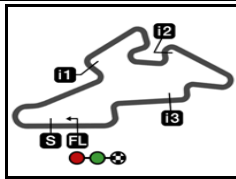
20th **7** **Hiroshi AOYAMA** HRC Honda Team JPN
Runs=7 Total laps=43 Full laps=30

1	8'42.486		36.667	41.453	36.380	23.225								
2	2'07.454		32.970	38.920	34.836	20.728							277.2	
3	2'05.436		32.270	38.008	34.391	20.767							279.2	
4	2'04.017		31.679	37.687	33.921	20.730							290.1	
5	2'03.195		31.569	37.399	33.679	20.548							292.5	
6	2'03.435		31.487	37.487	33.846	20.615							297.6	
7	2'10.738	P	32.871	38.079	34.359	25.429							291.0	
8	19'40.823		36.482	39.176	34.628	20.800								
9	2'03.501		31.675	37.529	33.792	20.505							295.5	
10	2'01.985		31.202	37.121	33.479	20.183							304.5	
11	2'04.724		31.386	37.812	34.536	20.990							305.2	
12	2'03.780		31.642	37.561	33.963	20.614							295.4	
13	2'02.303		30.975	37.472	33.594	20.262							302.2	
14	2'04.372		32.013	38.150	33.918	20.291							295.9	
15	2'03.533		31.544	37.310	34.034	20.645							297.9	
16	2'06.506		31.829	38.884	35.689	20.104							302.4	
17	2'00.464		30.616	36.634	33.258	19.956							299.4	
18	2'10.726	P	33.087	37.832	34.986	24.821							302.7	
19	26'53.031		34.619	39.493	34.185	20.409								
20	2'02.388		31.093	37.175	33.726	20.394							296.7	
21	2'01.013		30.836	36.804	33.245	20.128							304.0	
22	2'00.302		30.590	36.742	33.064	19.906							303.2	
23	1'59.922		30.559	36.406	32.932	20.025							305.3	

Fastest Lap: Marc MARQUEZ Repsol Honda Team SPA **1'55.209** 29.340 34.598 31.823 19.448

These data/results cannot be reproduced, stored and/or transmitted in whole or in part by any manner of electronic, mechanical, photocopying, recording, broadcasting or otherwise now known or herein after developed without the previous express consent by the copyright owner, except for reproduction in daily press and regular printed publications on sale to the public within 60 days of the event related to those data/results and always provided that copyright symbol appears together as follows below.
© DORNA, 2018





5403 m.

Brno Official Post-GP Test

Day 1 Session

Best Partial Times

MotoGP™

IT Ideal Lap Time, sum of the best partial times*BT* Best Lap Time

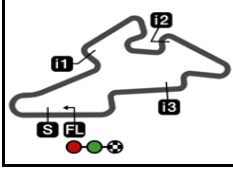
<i>T1</i>		<i>T2</i>		<i>T3</i>		<i>T4</i>				<i>IT</i>	<i>BT</i>	
<i>Pos</i>	<i>Rider</i>	<i>Time</i>	<i>Rider</i>	<i>Time</i>	<i>Rider</i>	<i>Time</i>	<i>Rider</i>	<i>Time</i>	<i>Pos</i>	<i>Rider</i>	<i>IT</i>	<i>BT</i>
1	J.ZARCO	29.296	M.MARQUEZ	34.598	J.ZARCO	31.770	D.PEDROSA	19.271	1	M.MARQUEZ	1'55.053	1'55.209 (1)
2	J.LORENZO	29.308	J.ZARCO	34.776	M.MARQUEZ	31.823	J.ZARCO	19.277	2	J.ZARCO	1'55.119	1'55.342 (2)
3	A.DOVIZIOSO	29.312	D.PEDROSA	34.830	J.LORENZO	31.921	J.LORENZO	19.296	3	D.PEDROSA	1'55.399	1'55.399 (3)
4	M.MARQUEZ	29.315	A.DOVIZIOSO	34.845	D.PETRUCCI	31.947	M.MARQUEZ	19.317	4	A.DOVIZIOSO	1'55.445	1'55.517 (4)
5	D.PEDROSA	29.319	J.LORENZO	34.932	A.DOVIZIOSO	31.950	A.DOVIZIOSO	19.338	5	J.LORENZO	1'55.457	1'55.609 (5)
6	A.RINS	29.398	C.CRUTCHLOW	34.940	A.RINS	31.978	C.CRUTCHLOW	19.339	6	A.RINS	1'55.729	1'55.986 (9)
7	C.CRUTCHLOW	29.449	V.ROSSI	34.964	D.PEDROSA	31.979	A.RINS	19.349	7	C.CRUTCHLO	1'55.749	1'55.771 (6)
8	V.ROSSI	29.450	A.RINS	35.004	C.CRUTCHLOW	32.021	H.SYHRIN	19.377	8	D.PETRUCCI	1'55.833	1'55.939 (8)
9	D.PETRUCCI	29.456	A.IANNONE	35.031	H.SYHRIN	32.030	D.PETRUCCI	19.379	9	V.ROSSI	1'55.889	1'55.918 (7)
10	A.IANNONE	29.459	D.PETRUCCI	35.051	V.ROSSI	32.082	V.ROSSI	19.393	10	H.SYHRIN	1'55.934	1'56.032 (10)
11	H.SYHRIN	29.470	B.SMITH	35.055	A.IANNONE	32.131	A.IANNONE	19.420	11	A.IANNONE	1'56.041	1'56.111 (11)
12	A.ESPARGARO	29.523	H.SYHRIN	35.057	A.ESPARGARO	32.182	B.SMITH	19.427	12	B.SMITH	1'56.302	1'56.566 (13)
13	T.NAKAGAMI	29.595	F.MORBIDELLI	35.076	F.MORBIDELLI	32.187	F.MORBIDELLI	19.487	13	A.ESPARGAR	1'56.342	1'56.366 (12)
14	B.SMITH	29.624	A.ESPARGARO	35.141	B.SMITH	32.196	A.ESPARGARO	19.496	14	F.MORBIDELLI	1'56.533	1'56.697 (15)
15	J.MILLER	29.670	S.REDDING	35.151	T.NAKAGAMI	32.222	J.MILLER	19.513	15	T.NAKAGAMI	1'56.622	1'56.622 (14)
16	S.REDDING	29.743	T.LUTHI	35.212	J.MILLER	32.248	T.NAKAGAMI	19.560	16	J.MILLER	1'56.770	1'56.885 (17)
17	T.LUTHI	29.769	T.NAKAGAMI	35.245	T.LUTHI	32.262	S.REDDING	19.561	17	S.REDDING	1'56.783	1'56.855 (16)
18	F.MORBIDELLI	29.783	J.MILLER	35.339	S.REDDING	32.328	T.LUTHI	19.590	18	T.LUTHI	1'56.833	1'57.034 (18)
19	S.GUINTOLI	29.922	S.GUINTOLI	35.495	S.GUINTOLI	32.556	S.GUINTOLI	19.671	19	S.GUINTOLI	1'57.644	1'57.843 (19)
20	H.AOYAMA	30.394	H.AOYAMA	36.142	H.AOYAMA	32.771	H.AOYAMA	19.906	20	H.AOYAMA	1'59.213	1'59.334 (20)

These data/results cannot be reproduced, stored and/or transmitted in whole or in part by any manner of electronic, mechanical, photocopying, recording, broadcasting or otherwise now known or herein after developed without the previous express consent by the copyright owner, except for reproduction in daily press and regular printed publications on sale to the public within 60 days of the event related to those data/results and always provided that copyright symbol appears together as follows below.

© DORNA, 2018

Official MotoGP Timing by  TISSOT
www.motogp.com






5403 m.

Brno Official Post-GP Test

Day 1 Session

Fastest Laps Sequence

<i>Practice Time</i>	 <i>Rider</i>	<i>Nation</i>	<i>Motorcycle</i>	<i>Time</i>	<i>Km/h</i>	<i>Rider's Lap</i>
5'01.852	43 Jack MILLER	AUS	DUCATI	1'57.656	165.3	2
6'58.737	43 Jack MILLER	AUS	DUCATI	1'56.885	166.4	3
17'20.965	9 Danilo PETRUCCI	ITA	DUCATI	1'56.652	166.7	4
19'17.514	9 Danilo PETRUCCI	ITA	DUCATI	1'56.549	166.8	5
28'15.922	42 Alex RINS	SPA	SUZUKI	1'56.482	166.9	3
29'17.914	93 Marc MARQUEZ	SPA	HONDA	1'56.216	167.3	4
46'16.229	35 Cal CRUTCHLOW	GBR	HONDA	1'56.203	167.3	7
47'17.549	93 Marc MARQUEZ	SPA	HONDA	1'56.127	167.4	9
52'55.113	99 Jorge LORENZO	SPA	DUCATI	1'55.609	168.2	3
2:13'45.588	4 Andrea DOVIZIOSO	ITA	DUCATI	1'55.517	168.3	21
5:12'13.434	93 Marc MARQUEZ	SPA	HONDA	1'55.415	168.5	45
6:28'50.847	26 Dani PEDROSA	SPA	HONDA	1'55.399	168.5	46
7:21'23.653	93 Marc MARQUEZ	SPA	HONDA	1'55.209	168.8	67

These data/results cannot be reproduced, stored and/or transmitted in whole or in part by any manner of electronic, mechanical, photocopying, recording, broadcasting or otherwise now known or herein after developed without the previous express consent by the copyright owner, except for reproduction in daily press and regular printed publications on sale to the public within 60 days of the event related to those data/results and always provided that copyright symbol appears together as follows below.

© DORNA, 2018

Official MotoGP Timing by TISSOT
www.motogp.com

Brno, Monday, August 06, 2018

